

# PERMIT

## CITY OF NAPOLEON - BUILDING DEPARTMENT

255 West Riverview Avenue, Napoleon, Ohio 43545 - 419-592-4010

Permit No. 718-77 Issued 5/24/77  
date

Job Location Municipal Park-Glenwood Ave.  
address

Lot SW 1/4 Sec. 14 Nap Twp.  
sub-div or legal descrip

Issued By Ronald D. Sonnenberg  
building official

Owner City of Napoleon, 592-4010  
name tel.

Address 255 W. Riverview Ave.

Agent City of Napoleon Recreation Board Same  
builder-eng.-etc. tel.

Address Same

Description of Use Public recreational facility, Shelter House.

Residential \_\_\_\_\_  
no. dwelling units

Commercial XXX Industrial \_\_\_\_\_

New XX Add'n. \_\_\_\_\_ Alter \_\_\_\_\_ Remodel \_\_\_\_\_

Mixed Occupancy \_\_\_\_\_

Change of Occupancy \_\_\_\_\_

Estimated Cost \$1,800.00

FEES	BASE	PLUS	TOTAL
BUILDING		NO FEES	
ELECTRICAL	/		
PLUMBING			
MECHANICAL			
DEMOLITION			
ZONING SEE ZONING PERMIT #535-76			
SIGN			
WATER TAP			
SEWER TAP			
TEMP. ELECT.			
ADDITIONAL PLAN REVIEW			
	Elect.	hrs	
TOTAL FEES.....			-0-
LESS MIN. FEES PAID _____	<small>date</small>		
BALANCE DUE.....			None

### ZONING INFORMATION

See permit # 535-76

district	lot dimensions	area	front yd	side yds	rear yd
max hgt	no pkg spaces	no ldg spaces	max cover	petition or appeal req'd	date appr

### WORK INFORMATION:

Size: Length 48' Width 19' 4 1/4" Stories 1 Ground Floor Area 929sq'

Height \_\_\_\_\_ Building Volume (for demo. permit) \_\_\_\_\_ cu. ft.

Electrical: \_\_\_\_\_  
brief description

Plumbing: \_\_\_\_\_  
brief description

Mechanical: \_\_\_\_\_  
brief description

Sign: \_\_\_\_\_ Dimensions \_\_\_\_\_ Sign Area \_\_\_\_\_

Additional Information: Building shall be grounded in an approved manner.

Date 3 June Applicant Signature Ken Neville  
owner-agent

# INSPECTION RECORD

	UNDERGROUND			ROUGH-IN						FINAL		
	Type	Date	By	Type	Date	By	Type	Date	By	Type	Date	By
<b>PLUMBING</b>	Building Drains			Drainage, Waste & Vent Piping			Indirect Waste			Drainage, Waste & Vent Piping		
	Water Piping									Backflow Prevention		
	Building Sewer			Water Piping			Condensate Lines			Water Heater		
	Sewer Connection									FINAL APPROVAL		
<b>MECHANICAL</b>	Refrigerant Piping			Refrigerant Piping			Chimney(s)			Grease Exhaust System		
				Duct Furnace(s)			Fire Dampers			Air Cond. Unit(s)		
	Ducts/Plenums			Ducts/Plenums			<input type="checkbox"/> Radiant Htr(s) <input type="checkbox"/> Unit Htr(s)			Refrigeration Equipment		
				Duct Insulation			Pool Heater			Furnace(s)		
				Combustion Products Vents			Ventilation <input type="checkbox"/> Supply <input type="checkbox"/> Exhst.			FINAL APPROVAL		
<b>ELECTRICAL</b>	Conduits & or Cable			Conduits/ Cable			<input type="checkbox"/> Range <input type="checkbox"/> Dryer			Temp Service Temp Lighting		
	Grounding & or Bonding			Rough Wiring	7-30 78	UH	<input type="checkbox"/> Generator(s) <input type="checkbox"/> Motors			Fixtures Lampholders		
	Floor Ducts Raceways			Service Panel Switchboard	7-30 78	NH	<input type="checkbox"/> Water Htr <input type="checkbox"/> Welder			Signs		
	Service Conduit			Busways Ducts			<input type="checkbox"/> Heaters <input type="checkbox"/> Heat Cable			Electric Mtr. Clearance		
	Temporary Power Pole			Subpanels			<input type="checkbox"/> Duct Htr(s) <input type="checkbox"/> Furnace(s)			FINAL APPROVAL		
<b>BUILDING</b>	Location, Set-backs, Esmt(s)	8/77	RR	Exterior Wall Construction			Roof Covering Roof Drainage			Smoke Detector		
	Excavation	"	RR				Exterior Lath			Demolition (sewer cap)		
	Footings & Reinforcing	"	RR				<input type="checkbox"/> Interior Lath <input type="checkbox"/> Wallboard					
	Floor Slab			Interior Wall Construction			Fire Wall(s)			Building or Structure		
	Foundation Walls			Columns & Supports			Fireplace Chimney					
	Sub-soil Drain			Crawl Space <input type="checkbox"/> Vent <input type="checkbox"/> Access			Attic <input type="checkbox"/> Vent <input type="checkbox"/> Access					
	Piles			Floor System(s)						FINAL APPROVAL BLDG. DEPT.		
			Roof System			Special Insp Reports Rec'd			Certificate of Occupancy Issued			
<b>ADDITIONAL</b>	INSPECTIONS, CORRECTIONS, ETC.						INSPECTIONS, CORRECTIONS, ETC.					

7/1/78 [Signature]

City of Napoleon  
Engineering Department  
P. O. Box 151 - 255 W. Riverview Ave.  
Napoleon, Ohio 43545

No. 718-77

Date May 23, 1977

### CERTIFICATE OF

- Structural Plan Approval
- Electrical Plan Approval
- Special Plan Approval

**Submitted**

**By:**  
City of Napoleon Recreation Board  
255 W. Riverview Avenue  
Napoleon, Ohio 43545

- Architect
- Engineer
- Other
- New
- Addition
- Alteration
- Mixed Occupancy
- Change of Occupancy

**NAME AND LOCATION OF JOB**

**OWNER'S AGENT**

Municipal Park Shelter House Municipal Park Glenwood Avenue Napoleon, Ohio 43545	City of Napoleon
---	------------------

**TYPE OF CONSTRUCTION (Where Applicable)** Type II Non-Combustible Construction

**O.B.C. Type of Occupancy** 4101:2-65 **Stories** One **Basement** \_\_\_\_\_

Inspections shall be called for by the builder 48 hours in advance before work is covered. Final inspection must be made before building can be used or occupied. THIS CERTIFICATE SHALL REMAIN POSTED IN A CONSPICUOUS AND SAFE PLACE UNTIL COMPLETION OF JOB. APPROVED PLANS MUST BE KEPT ON JOB SITE AT ALL TIMES DURING CONSTRUCTION.

Plans, specifications and/or application as described above are hereby approved  with addendum.

**Date of Approval** 5/23/77 1 HF.

**BY:** Robert Jones  
PLAN EXAMINER

This approval does not cover the water supply, plumbing and drainage. Plans and specifications for this class of work shall be submitted to the Division of Plumbing, State Department of Health for examination and approval. For approval of pressure piping, contact the Division of Pressure Piping, 2323 W. Fifth Ave., Columbus, Ohio. Zoning for Napoleon is not included in this approval.



# MEMO

from TOM TERRANOVA

TO KEN NEVILLE DATE 12-13-76 TIME \_\_\_\_\_

SUBJECT 20' X 48' SHELTER HOUSE LOCATED  
OFF GLENWOOD AVE. - MUNICIPAL

ATTACHED IS A COPY OF  
THE ONLY SO CALLED PLANS SUPPLIED  
BY STURDI STEEL COMPANY  
OF LUACO, TEXAS. IF YOU  
RECALL A FEW MONTHS BACK  
WHEN YOU DISCUSSED THIS  
PROJECT WITH ME, THIS DEPT.  
REQUIRED A SET OF DETAIL STRUCTURAL  
PLANS AND DESIGN SPECIFICATION  
BEFORE A BUILDING PERMIT COULD  
BE ISSUED. PLEASE LOOK INTO  
THIS MATTER AT YOUR FIRST  
OPPORTUNITY.

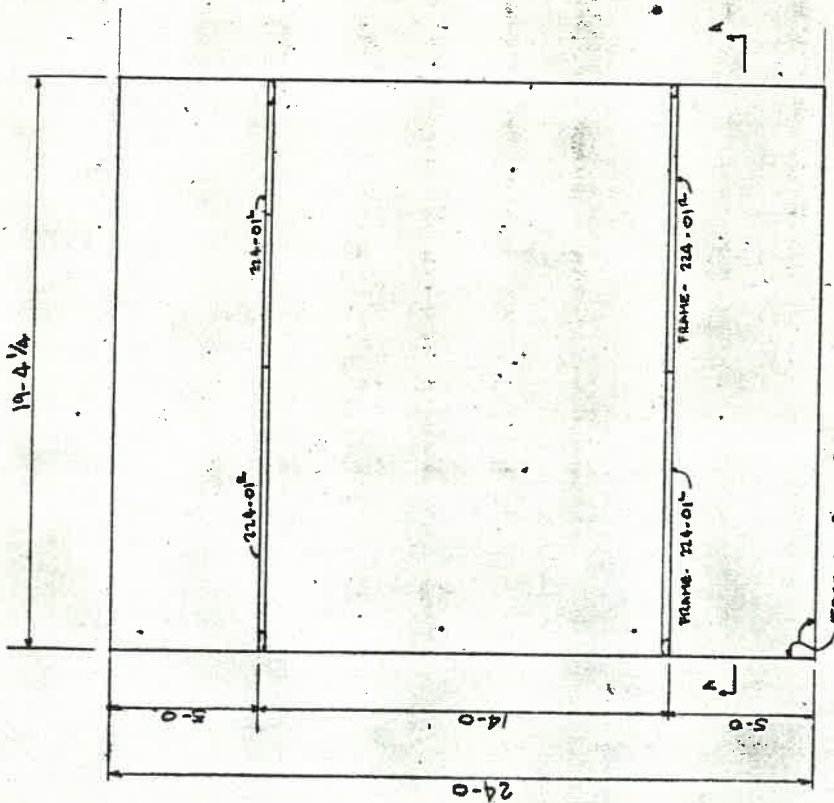
I THANK YOU NOW FOR YOUR  
COOPERATION.

12-13-76 *Tom*

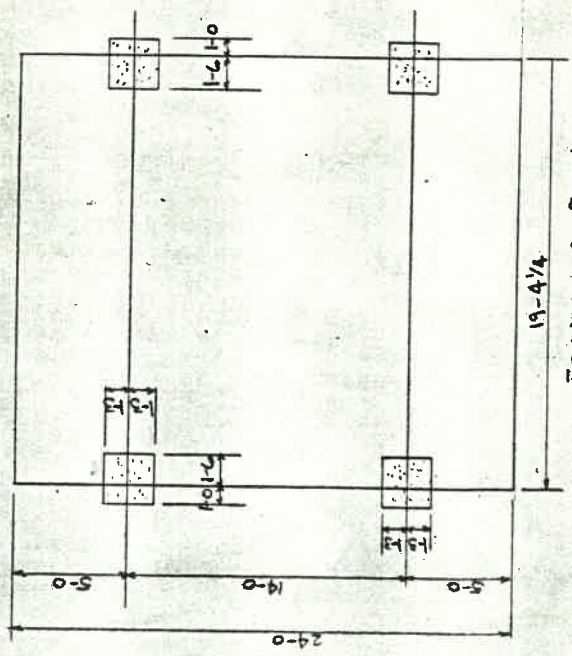
NOTE: GAVE BOB LUDEMAN COPY OF SITE  
PLAN INDICATING LOCATION OF STRUCTURE.

REPLY  INITIAL AND RETURN  SEE ME

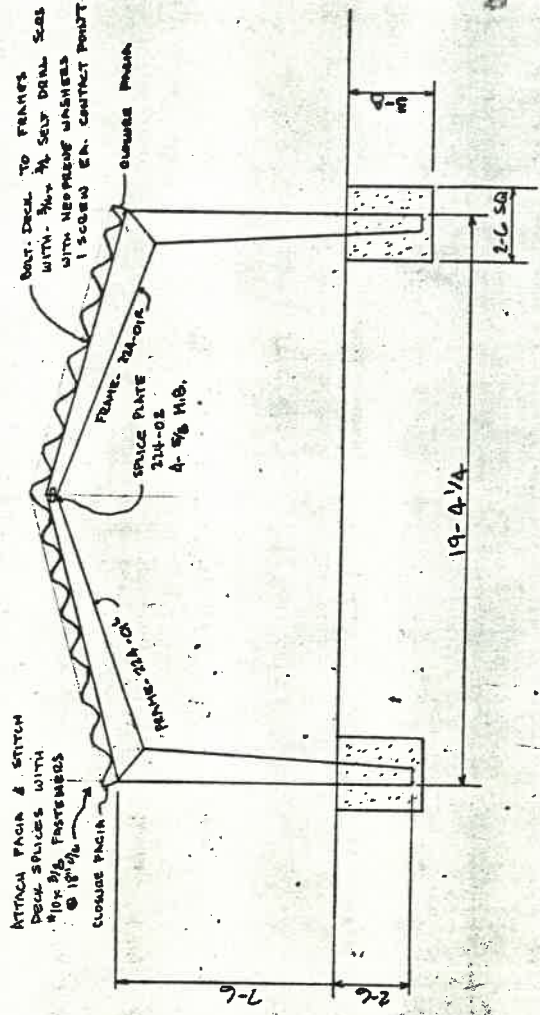




PLAN



FOUNDATION PLAN



SECT-A-A

RECEIVED

DEC 13 1976  
 CITY OF NAPOLEON  
 BUILDING DEPT  
 BY: *[Signature]*

CENTRAL TEXAS IRON WORKS  
 ERECTION FOR SHI SHELTER  
 MADE BY - TQ SHEET No. - E1





Cost price should include price of 4 sections of module, wood, or aluminum design approximate distance each 20' x 22'.

Also include price for both wood, aluminum, and metal for 2 or 4 sections.

Approximate distance for 2 sections should be 20' x 44' long.

One section package - should be at least approximately 20' x 44' long.

Construction work shall be done by bidder. Possible delivery date should be included (within 10 days suggested)

Supplier shall furnish all necessary plans and design specifications as per required by the Building Dept. of City of Napoleon.

